

CloudDC SuperServer SYS-121C-TN10R




More details here

Key Applications

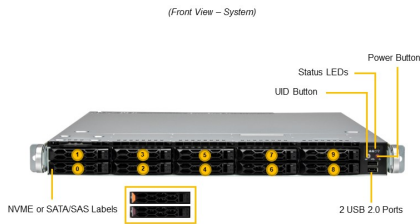
Web Server, Firewall Application, Data Center Optimized, Value IaaS, Cloud Computing, Compact Server, DNS & Gateway Servers, Firewall Application, CDN, Edge Nodes,

Key Features

- Dual sockets E (LGA-4677) 5th and 4th Gen Intel® Xeon® Scalable processors;
- 16 DIMMs up to 4TB 3DS ECC DDR5-5600: RDIMM;
- 2 PCIe 5.0 x16 FHHL; 2 PCIe 5.0 x4 NVMe M.2;
- Dual AIOM (OCP 3.0) slots with NCSI for networking, 1 dedicated IPMI LAN;
- 10x 2.5" hot-swap hybrid NVMe/SATA/SAS drive bays;
- 6 counter-rotating 4 cm PWM fans with optimal fan speed control, 2 air shrouds;
- 860W redundant Titanium level 100-240Vac and 200-240 Vdc power supplies;
- 1 VGA, 1 COM, 2 USB 3.0 (rear), 2 USB 2.0 (front);

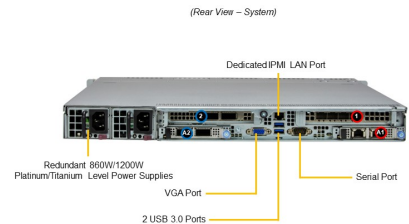


Form Factor	1U Rackmount Enclosure: 437 x 43 x 597mm (17.2" x 1.7" x 23.5") Package: 605 x 197 x 822mm (23.8" x 7.8" x 32.4")
Processor	Dual Socket E (LGA-4677) 5th Gen Intel® Xeon®/4th Gen Intel® Xeon® Scalable processors Up to 32C/64T; Up to 82.5MB Cache per CPU
GPU	Max GPU Count: Up to 2 single-width GPU(s) Supported GPU: Intel PCIe: Intel Data Center GPU Flex 140 NVIDIA PCIe: L4,A2
System Memory	Slot Count: 16 DIMM slots Max Memory (1DPC): Up to 4TB 5600MT/s ECC DDR5 RDIMM
Drive Bays	10x 2.5" hot-swap NVMe/SATA/SAS drive bays (10x 2.5" NVMe hybrid)(Storage drives require additional cables from the optional parts list.) 2x PCIe 5.0 x4 (*VROC is required) M-Key, 2280
Expansion Slots	2 PCIe 5.0 x16 FHHL slot(s)
On-Board Devices	NVMe: NVMe; RAID 0/1/5/10 support (*VROC is required) SATA: SATA3 (6Gbps) via Intel® C741; RAID 0/1/5/10 support Chipset: Intel® C741 Network Connectivity: with Advanced IO Module, AIOM (OCP 3.0 NIC, refer to AIOM Network Card(s) under Optional Parts List for options) Note: High TDP 200-400G NICs have support conditions due to thermal requirements. IPMI: Support for Intelligent Platform Management Interface v.2.0 IPMI 2.0 with virtual media over LAN and KVM-over-LAN support
Input / Output	LAN: 1 Dedicated IPMI LAN port USB: 2 USB 3.0 port(s) (2 rear) 2 USB 2.0 port(s) (2 front) Video: 1 VGA port(s) Serial Port: 1 COM Port(s) (1 rear)



Drive Bay	Description
1 - 4	2.5" Hot-swap (SATA/SAS/3.5" Hybrid Drive Bays

¹ NVMe device populated in drive bay #0 is limited to PCIe 4.0 with four UPI processors
² Drives require corresponding data cable(s) from the optional parts list



Slot	Slot Description	Slot	Slot Description
1	PCIe 5.0 x16 FHFL	1	PCIe 5.0 x16 FHFL
2	PCIe 5.0 x16 AIOM (OCP 3.0)	2	PCIe 5.0 x16 AIOM (OCP 3.0)



System Cooling	Fans: 6x 4cm heavy duty fans with optimal fan speed control Air Shroud: 2 Air Shroud(s)
Power Supply	2x 860W Redundant Titanium Level power supplies
System BIOS	BIOS Type: AMI 32MB SPI FLASH ROM
Management	Redfish API; SuperCloud Composer; Supermicro Server Manager (SSM); Supermicro Power Manager (SPM); Supermicro Update Manager (SUM); SuperDoctor® 5; Super Diagnostics Offline ; KVM with dedicated LAN ; IPMI 2.0
PC Health Monitoring	FAN: Fans with tachometer monitoring Status monitor for speed control Pulse Width Modulated (PWM) fan connectors Temperature: Monitoring for CPU and chassis environment Thermal Control for fan connectors CPU: Monitors for CPU Cores, Chipset Voltages, Memory. 8 Phase-switching voltage regulator
Dimensions and Weight	Height: 1.7" (43 mm) Width: 17.2" (437 mm) Depth: 23.5" (597 mm) Gross Weight: 40 lbs (18.1 kg) Net Weight: 25 lbs (11.3 kg) Packaging: 7.8" (H) x 23.8" (W) x 32.4" (D) Available Color: Black front & silver body
Operating Environment	Operating Temperature: 10°C ~ 35°C (50°F ~ 95°F) Non-operating Temperature: -40°C to 60°C (-40°F to 140°F) Operating Relative Humidity: 8% to 90% (non-condensing) Non-operating Relative Humidity: 5% to 95% (non-condensing)
Motherboard	Super X13DDW-A
Chassis	CSE-LB16TS-R0AWNP3