


SuperServer 6018U-TR4T+ (Complete System Only)



Integrated Board



X10DRU-i+



Key Features

1. Dual socket R3 (LGA 2011) supports Intel® Xeon® processor E5-2600 v3 family; QPI up to 9.6GT/s
2. Up to 1.5TB ECC, up to DDR4 2133MHz; 24x DIMM sockets
3. 2x PCI-E 3.0 x16 slots (FH, 10.5" L), 2x PCI-E 3.0 x8 slots (LP, 1 internal)
4. 4x 10GBase-T ports
5. 4x 3.5" Hot-swap Drive Bays
6. 4x heavy duty fans w/ optimal fan speed control
7. I/O ports: 2x SuperDOM, 1x VGA, 1x Serial, 5x USB 3.0
8. 750W Redundant Power Supplies **Platinum Level (94%+)**

Due to the complexity of integration, this product is sold as completely assembled systems only (including but not limited to CPUs, memory, and HDDs). Please contact your Supermicro sales rep for special requirements.

Note: Image above may show a varied configuration or optional parts, Please refer to parts list for standard parts included.

Specifications

Product SKUs

- SYS-6018U-TR4T+** ■ SuperServer 6018U-TR4T+ (Black)

Motherboard

Super X10DRU-i+

Processor/Cache

- CPU** ■ Intel® Xeon® processor E5-2600 v3 family (up to 160W TDP **)
■ Dual Socket R3 (LGA 2011)

- Cores / Cache** ■ Up to 18 Cores / Up to 45MB Cache

- System Bus** ■ QPI up to 9.6 GT/s

Note ** Please contact your Supermicro sales representative for additional details.

System Memory

- Memory Capacity** ■ 24x 288-pin DDR4 DIMM slots
■ Up to 1.5TB ECC LRDIMM, 768GB ECC RDIMM

- Memory Type** ■ 2133/1866/1600MHz ECC DDR4 SDRAM 72-bit

Chassis

- Form Factor** ■ 1U Rackmount

- Model** ■ CSE-819UTQ-R750

Dimensions and Weight

- Height** ■ 1.7" (43mm)

- Width** ■ 17.2" (437mm)

- Depth** ■ 29.0" (737mm)

- Gross Weight** ■ 48 lbs (21.8 kg)

- Available Color** ■ Black

Front Panel

- Buttons** ■ Power On/Off button
■ System Reset button

- LEDs** ■ Power LED
■ Hard drive activity LED
■ 2x Network activity LEDs
■ System Overheat LED / Fan fail LED / UID LED

Expansion Slots

- 2x PCI-E 3.0 x16 slots (Full-height, 10.5" ASD

DIMM Sizes	<ul style="list-style-type: none"> RDIMM: 32GB, 16GB, 8GB, 4GB LRDIMM: 64GB, 32GB
Memory Voltage	<ul style="list-style-type: none"> 1.2 V
Error Detection	<ul style="list-style-type: none"> Corrects single-bit errors

On-Board Devices

Chipset	<ul style="list-style-type: none"> Intel® C612 Express chipset
SATA	<ul style="list-style-type: none"> SATA3 (6Gbps) with RAID 0, 1, 5, 10
IPMI	<ul style="list-style-type: none"> Support for Intelligent Platform Management Interface v.2.0 IPMI 2.0 with virtual media over LAN and KVM-over-LAN support ASPEED AST2400 BMC
Network Connectivity	<ul style="list-style-type: none"> 4x 10GBase-T ports via AOC-UR-i4XT
Graphics	<ul style="list-style-type: none"> ASPEED AST2400 BMC

Input / Output

SATA	<ul style="list-style-type: none"> 4x SATA3 (6Gbps) ports
LAN	<ul style="list-style-type: none"> 4x RJ45 10GBase-T ports 1x RJ45 Dedicated IPMI LAN port
USB	<ul style="list-style-type: none"> 5x USB 3.0 ports (2 rear, 2 onboard header, 1 Type A)
Video	<ul style="list-style-type: none"> 1x VGA Connector
Serial Port	<ul style="list-style-type: none"> 1x Serial header
DOM	<ul style="list-style-type: none"> 2x SATA DOM (Disk on Module) support with embedded power

System BIOS

BIOS Type	<ul style="list-style-type: none"> 128Mb SPI Flash EEPROM with AMI BIOS
BIOS Features	<ul style="list-style-type: none"> Plug and Play (PnP) APM 1.2 PCI 2.3 ACPI 1.0 / 2.0 / 3.0 / 4.0 USB Keyboard support SMBIOS 2.7.1 UEFI 2.3.1

Management

Software	<ul style="list-style-type: none"> SuperDoctor® 5 Intel® Node Manager 3.0 Watch Dog NMI SMCBU and SMM Optional IPMI 1.5 / 2.0
Power Configurations	<ul style="list-style-type: none"> ACPI Power Management Power-on mode for AC power recovery

- 2x PCI-E 3.0 x8 slots (Low-profile, 1x (1) and 1x (2))

PCI-Express

(Both CPUs need to be installed for full access to PCI-E slots and onboard controllers. See manual block diagram and [AOC Support](#) for details.)

Drive Bays

- Hot-swap**
 - 4x 3.5" Hot-swap drive bays



System Cooling

- Fans**
 - 4x heavy duty fans with optimal fan speed control
 - 4x additional fans optional
- Air Shroud**
 - 1x Air Shroud

Power Supply

750W Redundant AC-DC Power Supplies, +12V/+12Vsb output

- AC Input**
 - 100-127Vac, 50-60Hz
 - 200-240Vac, 50-60Hz
- +12V**
 - Max: 62.5A & Min: 0A (100Vac-127Vac)
 - Max: 62.5A & Min: 0A (200Vac-240Vac)
- 12V SB**
 - Max: 2.1A
 - Min: 0A

Certification   **Platinum Level**
[[Test Report](#)]

PC Health Monitoring

- Voltage**
 - Monitors for CPU Cores, +1.8V, +3.3V, +5V, +12V, +3.3V Standby, +5V Standby, VBAT, Memory Voltages.
 - 5+1 Phase-switching voltage regulator
- FAN**
 - 8x 4-pin fan headers
 - Status monitor for speed control
 - Pulse Width Modulated (PWM) fan connectors
- Temperature**
 - Support to monitor Supermicro AOC temperatures from IPMI or SD 5
 - Monitoring for CPU and chassis environment
 - CPU thermal trip support
 - Thermal Control for 8x Fan Connectors
 - Thermal Monitor 2 (TM2) support
 - PECI
- LED**
 - Memory DIMM ECC error LEDs
 - CPU / System Overheat LED
 - Suspend static indicator LED
 - UID/Remote UID
- Other Features**
 - 4x 8-pin GPU power connectors
 - Chassis intrusion detection
 - Chassis intrusion header
 - SDDC Support
 - RoHS

Operating Environment / Compliance

- RoHS**
 - RoHS Compliant
- Environmental Spec.**
 - Operating Temperature: 5°C to 40°C (41°F to 104°F)
 - Non-operating Temperature: -40°C to 60°C (-40°F to 140°F)
 - Operating Relative Humidity: 8% to 90% (non-condensing)

Parts List

Parts List - (Items Included)

	Part Number	Qty	Description
Motherboard / Chassis	MBD-X10DRU-i+	1	Super X10DRU-i+ Motherboard
	CSE-819UTQ-R750	1	CSE-819UTQ-R750 Chassis
Air Shroud	MCP-310-11803-0N	1	Air Shroud for Air X9DRG/X10DRG boards in CSE-118GH-R1K66B
Backplane	BPN-SAS-815TQ	1	BPN-SAS-815TQ-O-P
Cable 1	CBL-PWEX-0649	1	8 pin female to RA(Right Angle) big 4 pin female power, 32cm, 18AWG,RoHS/REACH
Cable 2	CBL-SAST-0654	1	RA side exit (right) IPASS TO 4 SATA, 52/42/41/51CM w/52cm SB, 30AWG,RoHS/REACH
Riser Card	RSC-R1UW-E8R	1	RSC-R1UW-E8R-O-P
Riser Card	RSC-R1UW-2E16	1	RSC-R1UW-2E16-O-P
Heatsink / Retention	SNK-P0047PS	2	1U Passive CPU Heat Sink for X9, X10 Systems Equipped w/ a Narrow ILM MB
Power Supply	PWS-750P-1R	2	1U 750W CRPS, +12V/+12Vsb output, 80-plus Platinum AC-DC Power Supply Module (185x74x40mm),RoHS/REACH,PBF
Cable 3	CBL-0160L	2	NEMA5-15P to C13 US power cord 16AWG 6ft, PBF (default for high watt)
Cable 4	CBL-CDAT-0667	1	FRONT PANEL CONTROL CABLE 20 PIN TO 20 PIN W/TUBE, 85CM, 28AWG,RoHS/REACH
Fan 1	FAN-0101L4	4	40x56,4 Pin PWM,Primary for SC809,111, Sec.for SC816,819,808
Drive Tray(s)	MCP-220-00075-0B	4	Black gen 5.5 hot-swap 3.5" HDD tray
Drive Tray(s)	MCP-220-00075-0B	4	Black gen 5.5 hot-swap 3.5" HDD tray
Add-on Card	AOC-UR-i4XT	1	AOC for 4x 10GBase-T ports

Optional Parts List

	Part Number	Qty	Description
Storage Control Card and Cable(s)	AOC-S3008L-L8e & 1x CBL-SAST-0616	-	Std LP, 8 internal ports, 12Gb/s per port- Gen3, 122HDD, HBA; 50cm MiniSAS HD to 4 SATA
	AOC-S3008L-L8i & 1x CBL-SAST-0616	-	Std LP, 8 internal ports, 12Gb/s per port- Gen3, 63HDD, RAID 0,1,1E; 50cm MiniSAS HD to 4 SATA
	AOC-S3108L-H8iR & 1x CBL-SAST-0616	-	Std LP, 8 internal ports, 12Gb/s per port- Gen3, 240HDD, RAID 0, 1, 5, 6, 10, 50, 60; 50cm MiniSAS HD to 4 SATA
Network Card(s)	AOC-S40G-i2Q	-	Standard LP 2-port 40GbE controller, based on Intel Fortville XL710
	AOC-SGP-i2	-	Standard LP, 2x GbE RJ45, PCI-E x4, Intel® i350AM2
	AOC-SGP-i4	-	Standard LP, 4x GbE RJ45, PCI-E x4, Intel® i350
	AOC-STG-b4S	-	Standard LP, 4x 10GbE SFP+, PCI-E x8, Broadcom® BCM57840S
	AOC-STGN-i2S	-	Standard LP, 2x 10GbE SFP+, PCI-E x8, Intel® 82599ES
	AOC-STGN-i1S	-	Standard LP, 1x 10GbE SFP+, PCI-E x8, Intel® 82599EN
	AOC-STG-i2T	-	Standard LP, 2x 10GbE RJ45, PCI-E x8, Intel® X540
	AOC-STG-i2	-	Standard LP, 2x 10GbE CX4, PCI-E x8, Intel® 82598EB
CachVault(s)	BTR-TFM8G-LSICVM02	-	CacheVault for LSI 3108 (LSICVM02)
	BTR-CV3108-1U1	-	LSI 3108 CacheVault 1U dummy fan kit
CacheVault Installation Kits	MCP-240-00127-0N	-	SuperCap installation kit for thick 2.5" HDD location
	BKT-BBU-BRACKET-05	-	SuperCap installation kit for PCI-E location
Hot-swap 3.5" to 2.5" Hard Disk Drive Tray	MCP-220-00043-0N	-	Black hot-swap 3.5" to 2.5" HDD tray
DVD-ROM / DVD-RW	DVM-PNSC-DVD-SBT3 DVM-TEAC-DVD-SBT3 DVM-PLDS-DVDRW-SBT4 DVM-TEAC-DVDRW-SBT2	1	SLIM DVD-ROM / DVD-RW SATA DRIVE
DVD-ROM / DVD-RW InstallationKit	MCP-220-81502-0N	1	Slim SATA DVD kit

Internal 2.5" HDD Tray (FDD Slot)	MCP-220-83601-0B	1	Black FDD dummy tray support 1x 2.5" slim HDD
Internal 2.5" HDD Tray (DVD Slot)	MCP-290-00036-0B	1	Black DVD dummy tray support 1x 2.5" HDD
USB/COM Port Tray (FDD Slot)	CSE-PT40L-B0	1	Black USB/COM port tray in slim FDD bay
Fan	FAN-0101L4	Up to 4	40x40x56 mm, 14.4K-10.7K RPM Counter-rotating Cooling Fan
Onsite Service Program	<u>OS4HR3/2/1</u>	-	3/2/1-year onsite 24x7x4 service
Onsite Service Program	<u>OSNBD3/2/1</u>	-	3/2/1-year onsite NBD service
Software	SFT-OOB-LIC	1	OOB Management Package (per node license)
Software	SFT-DCMS-Single	1	DataCenter Management Package (per node license)