


SuperServer 1029U-TR4T (Complete System Only)



Key Features

- Virtualization
- Cloud Computing
- High End Enterprise Server

1. Dual socket P (LGA 3647) supports Intel® Xeon® Scalable Processors, Dual UPI up to 10.4GT/s
2. Up to 3TB ECC 3DS LRDIMM or RDIMM, up to DDR4-2666MHz; 24 DIMM slots
3. 2 PCI-E 3.0 x16 slots (FH, 10.5" L), 2 PCI-E 3.0 x8 slots (1 LP, 1 internal LP)
4. 4 10GBase-T Ethernet ports
5. 10 Hot-swap 2.5" Drive Bays; 10 SATA3 (2 hybrid ports - 2 NVMe opt.)
6. 8 heavy duty fans w/ optimal fan speed control
7. 750W Redundant Power Supplies Platinum Level (94%+)

Due to the complexity of integration, this product is sold as completely assembled systems only (with minimum 2 CPU and 4 DIMM). Please contact your Supermicro sales rep for special requirements.

[▶ Drivers & Utilities](#)
[▶ BIOS](#)
[▶ IPMI](#)
[▶ Tested Memory](#)
[▶ NVMe Options](#)
[▶ OS Certification Matrix](#)
[▶ Drive Options](#)

Note: Image above may show a varied configuration or optional parts, Please refer to parts list for standard parts included.

Specifications

Product SKUs	
SYS-1029U-TR4T	▪ SuperServer 1029U-TR4T (Black)
Motherboard	
<u>Super X11DPU</u>	
Processor/Cache	
CPU	<ul style="list-style-type: none"> ▪ Dual Socket P (LGA 3647) ▪ Intel® Xeon® Scalable Processors, Dual UPI up to 10.4GT/s ▪ Support CPU TDP 70-205W
Cores	▪ Up to 28 Cores with Intel® HT Technology
System Memory	
Memory Capacity	<ul style="list-style-type: none"> ▪ 24 DIMM slots ▪ Up to 3TB ECC 3DS LRDIMM, 3TB ECC RDIMM, DDR4 up to 2666MHz
Memory Type	▪ 2666/2400/2133MHz ECC DDR4 SDRAM

Chassis	
Form Factor	▪ 1U Rackmount
Model	▪ CSE-119UAC2-R751-T
Dimensions and Weight	
Height	▪ 1.7" (43mm)
Width	▪ 17.2" (437mm)
Depth	▪ 27.8" (707mm)
Weight	<ul style="list-style-type: none"> ▪ Net Weight: 26 lbs (11.8 kg) ▪ Gross Weight: 41 lbs (18.6 kg)
Available Color	▪ Black
Front Panel	
Buttons	<ul style="list-style-type: none"> ▪ Power On/Off button ▪ System Reset button
LEDs	<ul style="list-style-type: none"> ▪ Power LED ▪ Hard drive activity LED ▪ Network activity LEDs ▪ System Overheat LED / Fan fail LED / UID LED

On-Board Devices	
Chipset	▪ Intel® C621 chipset
SATA	▪ SATA3 (6Gbps); RAID 0, 1, 5, 10
Network Connectivity	▪ 4x 10GBase-T ports via AOC-UR-i4XTF (Intel® X710-B)
IPMI	▪ Support for Intelligent Platform Management Interface v.2.0 ▪ IPMI 2.0 with virtual media over LAN and KVM-over-LAN support
Graphics	▪ ASPEED AST2500 BMC

Input / Output	
SATA	▪ 10 SATA3 (6Gbps) ports
SAS	▪ 8 SAS3 ports support via optional Add-on Card
LAN	▪ 4 RJ45 10GBase-T Ethernet ports ▪ 1 RJ45 Dedicated IPMI LAN port
USB	▪ 5 USB 3.0 ports (2 rear, 2 front, 1 Type A)
Video	▪ 2 VGA ports (1 rear, 1 onboard)
Serial Port	▪ 1 Serial header

System BIOS	
BIOS Type	▪ AMI 32Mb SPI Flash ROM

Management	
Software	▪ Intel® Node Manager ▪ IPMI 2.0 ▪ KVM with dedicated LAN ▪ NMI ▪ SSM , SPM , SUM ▪ SuperDoctor® 5
Power Configurations	▪ ACPI Power Management



PC Health Monitoring	
CPU	▪ Monitors for CPU Cores, Chipset Voltages, Memory. ▪ 4+1 Phase-switching voltage regulator
FAN	▪ Fans with tachometer monitoring ▪ Status monitor for speed control ▪ Pulse Width Modulated (PWM) fan connectors
Temperature	▪ Monitoring for CPU and chassis environment ▪ Thermal Control for 8x fan connectors

Expansion Slots	
	▪ 2 PCI-E 3.0 x16 (Full-height, 10.5" L) ▪ 2 PCI-E 3.0 x8 (1 LP, 1 internal LP)
PCI-Express	(Both CPUs need to be installed for full access to PCI-E slots and onboard controllers. See manual block diagram and AOC Support for details.)

Drive Bays	
Hot-swap	▪ 10 Hot-swap 2.5" drive bays; 10 SATA3 (2 hybrid ports - 2 NVMe opt.)

System Cooling	
Fans	▪ 8 heavy duty fans with optimal fan speed control
Air Shroud	▪ 1 Air Shroud

Power Supply	
750W Redundant AC-DC Power Supplies, +12V/+12Vsb output	
AC Input	▪ 100-127Vac, 50-60Hz ▪ 200-240Vac, 50-60Hz
+12V	▪ Max: 62.5A & Min: 0A (100Vac-127Vac) ▪ Max: 62.5A & Min: 0A (200Vac-240Vac)
12V SB	▪ Max: 2.1A ▪ Min: 0A

Certification	  Platinum Level [Test Report]
---------------	---

Operating Environment	
RoHS	▪ RoHS Compliant
Environmental Spec.	▪ Operating Temperature: 10°C ~ 35°C (50°F ~ 95°F) ▪ Non-operating Temperature: -40°C to 60°C (-40°F to 140°F) ▪ Operating Relative Humidity: 8% to 90% (non-condensing) ▪ Non-operating Relative Humidity: 5% to 95% (non-condensing)

Parts List

[See Parts List](#)

Parts List - (Items Included)			
	Part Number	Qty	Description
Motherboard / Chassis	MBD-X11DPU	1	Super X11DPU Motherboard
	CSE-119UAC2-R751-T	1	CSE-119UAC2-R751-T Chassis
Add-on Card / Module	AOC-UR-I4XTF-P	1	1U Ultra Riser with 4-port 10GBase-T, based on Intel XL710-B
Backplane	BPN-SAS3-116A-N2	1	10-port 1U SAS3 12Gbps Hybrid backplane, support up to 8x 2.5-inch SAS3/SATA3 HDD/SSD and 2x SAS3/SATA3/NVMe Storage Devices
Cable 1	CBL-PWEX-0650	1	8 pin female to 2x RA(Right Angle) big 4 pin female power, 47/62CM, 18AWG,RoHS/REACH
Cable 2	CBL-PWEX-0653	1	8 pin female to 4 pin female power, 37cm, 18AWG,RoHS/REACH
Cable 3	CBL-SAST-0655	1	Internal RA side exit (right) miniSAS to miniSAS HD 47cm w/ SB,

			30AWG,RoHS/REACH
Cable 4	CBL-SAST-0657	1	Internal RA side exit (right) miniSAS to miniSAS HD 55cm w/ SB, 30AWG,RoHS/REACH
Cable 5	CBL-SAST-0880	1	MINI SAS(RA-RS EXIT)-4 SATA,INT,55/55/55/55CM,55CM SB,30AWG
FAN 1	FAN-0101L4	8	40x56,4 Pin PWM,Primary for SC809,111, Sec.for SC816,819,808
Air Shroud	MCP-310-81910-0N	1	Plastic air shroud for SC819U, 119U (X11 24DIMM, left side)
Riser Card	RSC-R1UW-2E16	1	RSC-R1UW-2E16-O-P
Riser Card	RSC-R1UW-E8R	1	RSC-R1UW-E8R-O-P
Heatsink / Retention	SNK-P0067PS	2	1U Passive CPU Heat Sink for X11 Purley Platform Equipped with a Narrow Retention Mechanism
Power Supply	PWS-751P-1R	2	1U 750W Redundant Platinum Single Output Power Supply w/Pmbus W73.5xH40xL203mm,RoHS/REACH
Rear Window	MCP-240-81912-0N	1	Rear window for SC819U, 119U tool-less chassis (i4XT)

Optional Parts List

	Part Number	Qty	Description
Cable for 2 NVMe Hybrid Drive Bays	CBL-SAST-0929	2	OCuLink source to MiniSAS HD target V.91,INT,PCIe NVMe SSD, 57CM,34AWG
2.5" NVMe Drive Tray	MCP-220-00120-0B	1	Tool-less Black gen-3 2.5-inch NVMe drive tray (Orange tab. PUSH button with key lock)
2 Internal M.2 slots (1 SATA, 1 NVMe)	RSC-UMR-8 & CBL-SAST-0538	1	1U Ultra RHS Riser Card with 1 PCIE/SATA Hybrid M.2 & 1 PCIE X8
Storage Control Card and Cable(s)	AOC-S3008L-L8e & 2x CBL-SAST-0593	-	Std LP, 8 internal ports, 12Gb/s per port- Gen3, 122HDD, HBA
	AOC-S3008L-L8i & 2x CBL-SAST-0593		Std LP, 8 internal ports, 12Gb/s per port- Gen3, 63HDD, RAID 0,1,1E
	AOC-S3108L-H8iR & 2x CBL-SAST-0593		Std LP, 8 internal ports, 12Gb/s per port- Gen3, 240HDD, RAID 0, 1, 5, 6, 10, 50, 60
Network Card(s)	AOC-S40G-i2Q	-	Standard LP 2-port 40GbE controller, based on Intel Fortville XL710
	AOC-SGP-i2	-	Standard LP, 2x GbE RJ45, PCI-E x4, Intel i350AM2
	AOC-SGP-i4	-	Standard LP, 4x GbE RJ45, PCI-E x4, Intel i350
	AOC-STG-b4S	-	Standard LP, 4x 10GbE SFP+, PCI-E x8, Broadcom BCM57840S
	AOC-STGN-i2S	-	Standard LP, 2x 10GbE SFP+, PCI-E x8, Intel 82599ES
	AOC-STGN-i1S	-	Standard LP, 1x 10GbE SFP+, PCI-E x8, Intel 82599EN
	AOC-STG-i2T	-	Standard LP, 2x 10GbE RJ45, PCI-E x8, Intel X540
	AOC-STG-i2	-	Standard LP, 2x 10GbE CX4, PCI-E x8, Intel 82598EB
CachVault(s)	BTR-CV3108-1U1	-	CacheVault for Broadcom 3108 with Supercap mounting in 1U 40x56 fan tray
	BTR-TFM8G-LSICVM02 & BKT-BBU-BRACKET-05	-	CacheVault for Broadcom 3108; Supercap mounting bracket for PCI-E location
	BTR-TFM8G-LSICVM02 & MCP-240-00127-0N	-	CacheVault for Broadcom 3108; Supercap mounting bracket for 2.5" HDD location
Global Services & Support	OS4HR3/2/1	-	3/2/1-year onsite 24x7x4 service
	OSNBD3/2/1	-	3/2/1-year onsite NBD service
Software	SFT-OOB-LIC	1	OOB Management Package (per node license)
Software	SFT-DCMS-Single	1	DataCenter Management Package (per node license)