


SuperServer F627R2-FT+



Available Colors: Black

Key Features

4 Hot-plug System Nodes in 4U Front I/O. Each node supports:

1. Dual socket R (LGA 2011) supports Intel® Xeon® processor E5-2600 and **E5-2600 v2** family[†]
2. Up to 1TB ECC DDR3, up to 1866MHz; 16x DIMM sockets
3. 1 PCI-E 3.0 x16 (LP), 1 PCI-E 3.0 x8 (LP) and 1 PCI-E 2.0 x4 (LP)
4. Front I/O ports: 2 GbE LAN, 2 USB 2.0, and 1 VGA connector
5. Built-in Server management tool (IPMI 2.0, KVM/media over LAN) with dedicated LAN port
6. 6x Hot-swap 2.5" SATA HDDs
7. 1280W Redundant Power Supplies **Platinum Level (95%)**

Note: Image above may show a varied configuration or optional parts, Please refer to parts list for standard parts included.

Specifications

Product SKUs

- SYS-F627R2-FT+** ■ SuperServer F627R2-FT+ (**Black**)

Motherboard

Super X9DRFF-i+

Processor/Cache

- CPU**
- Dual Socket R (LGA 2011)
 - Intel® Xeon® processor E5-2600 and **E5-2600 v2** family[†] (up to 135W TDP *)
- * Please contact your Supermicro sales representative for additional details

Note † BIOS version 3.0 or above is required

Cache ■ Up to 30MB

System Bus ■ QPI up to 8 GT/s

System Memory (per node)

- Memory Capacity**
- 16x 240-pin DDR3 DIMM sockets
 - Up to 1TB DDR3 ECC LRDIMM
 - Up to 512GB DDR3 ECC Registered memory (RDIMM)

Chassis

Form Factor ■ 4U Rackmount

Model ■ **CSE-F424BF-R1K28B**

Dimensions

Width ■ 17.63" (448mm)

Height ■ 6.96" (177mm)

Depth ■ 29" (737mm)

Package ■ 28.3" (W) x 15.0" (H) x 42.4" (D)

Weight

- Net Weight: 105 lbs (47.63 kg)
- Gross Weight: 150 lbs (68.04 kg)

Available Colors ■ Black

Front Panel

Buttons



- Power On/Off button
- System Reset button

LEDs

- Power status LED
- Hard drive activity LED
- 2x Network activity LEDs
- System Overheat LED
- Power fail LED

Expansion Slots (per node)

	<ul style="list-style-type: none"> Up to 128GB DDR3 ECC Un-Buffered memory (UDIMM)
Memory Type	<ul style="list-style-type: none"> 1866/1600/1333/1066/800MHz ECC DDR3 SDRAM 72-bit, 240-pin gold-plated DIMMs
DIMM Sizes	<ul style="list-style-type: none"> 32GB, 16GB, 8GB, 4GB, 2GB, 1GB
Memory Voltage	<ul style="list-style-type: none"> 1.5 V, 1.35 V
Error Detection	<ul style="list-style-type: none"> Corrects single-bit errors Detects double-bit errors (using ECC memory)
On-Board Devices	
Chipset	<ul style="list-style-type: none"> Intel® C602 Chipset
AHCI SATA	<ul style="list-style-type: none"> SATA 2.0 3Gbps with RAID 0, 1, 50 SATA 3.0 6Gbps with RAID 0, 1
IPMI	<ul style="list-style-type: none"> Support for Intelligent Platform Management Interface v.2.0 IPMI 2.0 with virtual media over LAN and KVM-over-LAN support Nuvoton WPCM450 BMC
Network Controllers	<ul style="list-style-type: none"> Intel® i350 Dual Port Gigabit Ethernet Virtual Machine Device Queues reduce I/O overhead Supports 10BASE-T, 100BASE-TX, and 1000BASE-T, RJ45 output 1x Realtek RTL8201F PHY (dedicated IPMI)
Graphics	<ul style="list-style-type: none"> Matrox G200eW
Input / Output (per node)	
AHCI SATA	<ul style="list-style-type: none"> 2 SATA 3.0 ports (6Gbps) 4 SATA 2.0 ports (3Gbps)
LAN	<ul style="list-style-type: none"> 2x RJ45 Gigabit Ethernet LAN ports 1x RJ45 Dedicated IPMI LAN port
USB	<ul style="list-style-type: none"> 2x USB 2.0 ports
VGA	<ul style="list-style-type: none"> 1x VGA port
Serial Port / Header	<ul style="list-style-type: none"> 1x Fast UART 16550 port

PCI-Express	<ul style="list-style-type: none"> 1 PCI-E 3.0 x16 (LP) 1 PCI-E 3.0 x8 (LP) 1 PCI-E 2.0 x4 (LP)
Drive Bays (per node)	
Hot-swap	<ul style="list-style-type: none"> 6x 2.5" Hot-swap SATA HDD trays
Backplane	
	1x SAS2 / SATA backplane
System Cooling	
Fans	<ul style="list-style-type: none"> 8x 8cm heavy duty fans with air shroud and PWM fan speed control
Power Supply	
	1280W Redundant High-efficiency Digital Power Supplies w/ PMBus 1.2
AC Input	<ul style="list-style-type: none"> 1000W Output @ 100-140V, 12-8A, 50-60Hz 1280W Output @ 180-240V, 8-6A, 50-60Hz
DC Output	<ul style="list-style-type: none"> 1000W: +12V/83A; +5Vsb/4A 1280W: +12V/106.7A, +5Vsb/4A
Certification	  Platinum Certified [Test Report]
System BIOS	
BIOS Type	<ul style="list-style-type: none"> 128Mb SPI Flash EEPROM with AMI BIOS
BIOS Features	<ul style="list-style-type: none"> Plug and Play (PnP) APM 1.2 PCI 2.2 ACPI 1.0 / 2.0 USB Keyboard support SMBIOS 2.3 UEFI
Operating Environment / Compliance	
RoHS	<ul style="list-style-type: none"> RoHS Compliant
Environmental Spec.	<ul style="list-style-type: none"> Operating Temperature: 10°C to 35°C (50°F to 95°F) Non-operating Temperature: -40°C to 70°C (-40°F to 158°F) Operating Relative Humidity: 8% to 90% (non-condensing) Non-operating Relative Humidity: 5% to 95% (non-condensing)

Parts List

Parts List - (Items Included)

	Part Number	Qty	Description
Motherboard / Chassis	MBD-X9DRFF-i+	4	Super X9DRFF-i+ Motherboard
	CSE-F424BF-R1K28B	1	4U Chassis
Backplane	BPN-SAS-F424-B6	4	6x hot swappable 2.5
Backplane	BPN-ADP-F418L-O-P	4	BPN;SASADP;SAS827-H8;H8DTT;cable req
Cable 1	CBL-0157L-02	8	8 pin to 8 pin ribbon SGPIO cable with tube, 27cm, PBF
Cable 2	CBL-0473L	24	21cm 30AWG SATA S-S cable
Cable 3	CBL-0460L-01	4	8 pin Male to two 4 pin Male power cable. 40cm and 45cm. 18AWG
Heatsink / Retention	SNK-P0048PS	8	2U Passive CPU Heat Sink for X9, X10 Generation Systems Equipped w/ a Narrow ILM MB
Power Supply	PWS-1K28P-SQ	4	1U 1280W, redundant single output power supply
Mounting Rail	MCP-290-41803-0N	1	Fat twin F418 / F424 Rail set support 28-33.5 inch depth rail,RoHS/REACH,PBF

Optional Parts List

	Part Number	Qty	Description
Software	SFT-OOB-LIC	4	BIOS management capabilities
Software	SFT-DCMS-Single	-	Remote Management - Datacenter Package